

FAUX CALLIGRAPHY

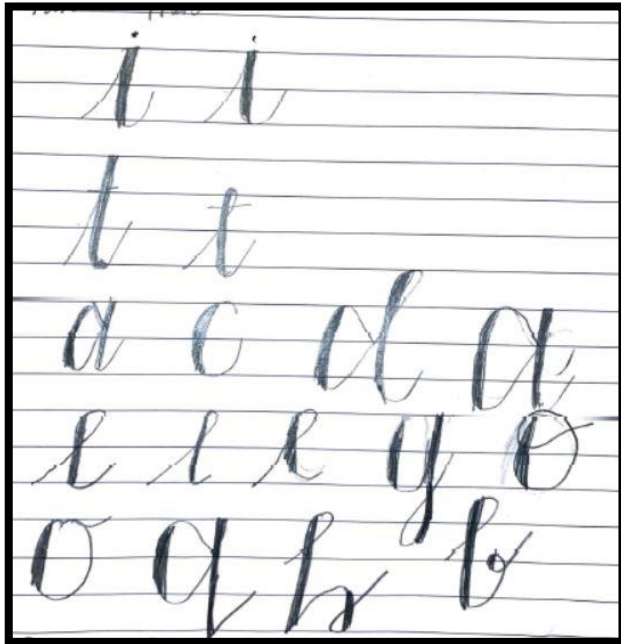
Faux Calligraphy is created by going over certain parts of your text with bolder strokes and filling it in to create the look of real dip pen calligraphy. The five days faux calligraphy workshop, organised for students and teachers, focused on introducing the formation of letters, strokes, rules of calligraphy, and shadowing. On the first two days, students practiced the lowercase letters. Third day was about the learning of uppercase letters and joining of letters to form a word. On the fourth day, students were introduced with shadows. On the last day, students made a final masterpiece. They created a background using sketch pens, water and then beautifully calligraphed their quotes and names. Students and teachers created wonderful art pieces and enjoyed the therapeutic session.

LOWERCASE LETTER PRACTICE




i t a c o e g o b p z
q

RIDHI MINOCHA, V C




i i
t t
a c o a a
e e e g o
o a b b

AARAV NAYAL, V D



t t
a a c e d d
e e g o o q
b b b b b
b p p z z

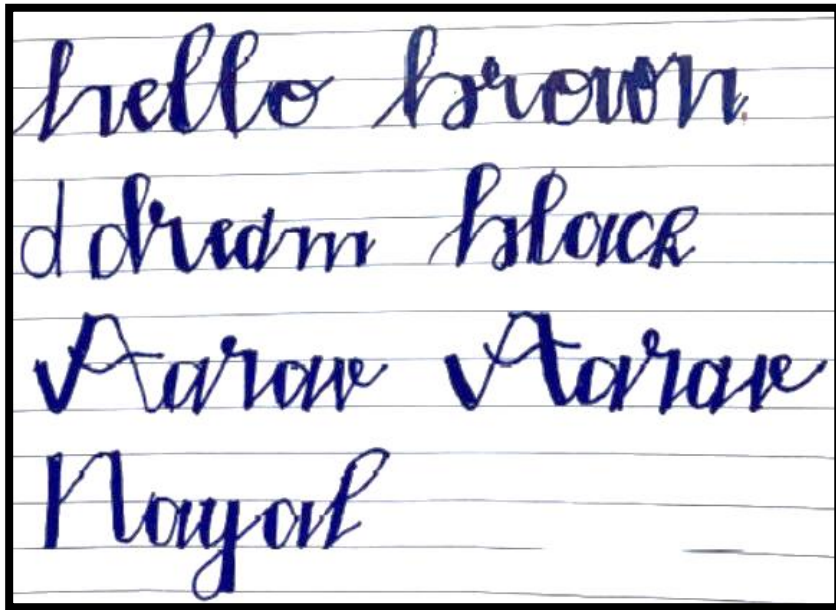
MS MEHAK, DANCE TEACHER



t t t
m m n
u w v
l h k
f f f

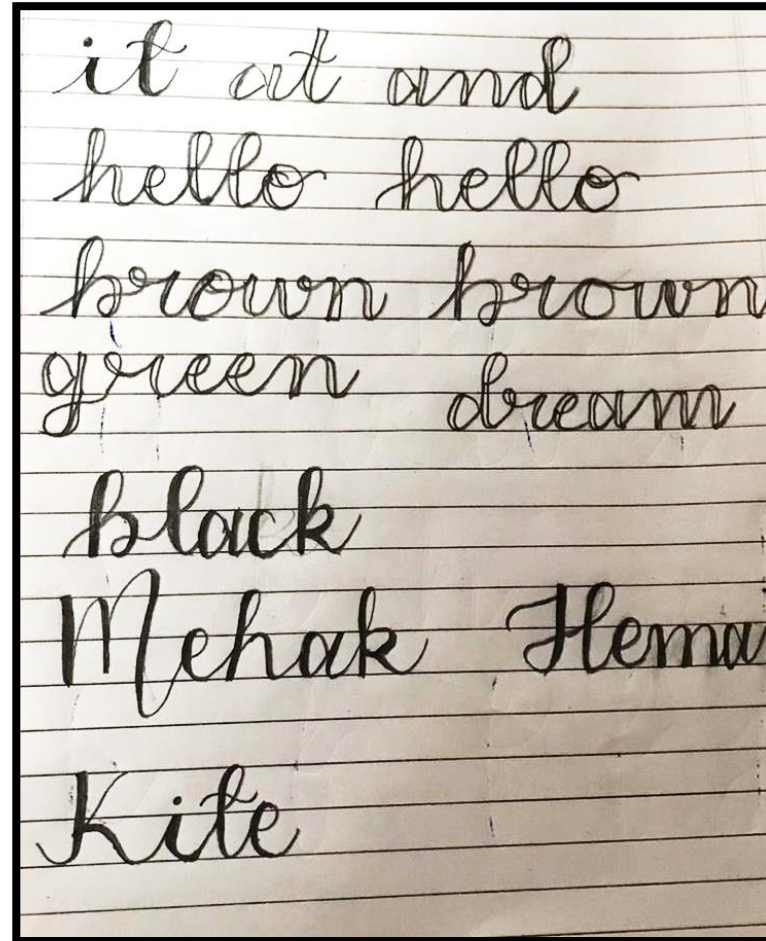
ARATRIKA KASHYAP, V C

WORD FORMATION



hello brown
dream black
Aarav Aarav
Nayon

AARAV NAYAL, V D



it at and
hello hello
brown brown
green dream
black
Mehak Hemal
Kite

MS MEHAK, DANCE TEACHER




Vineet
Vedant
Sankait

MS SAKSHI SETHI,
HEADMISTRESS

SHADOW PRACTICE



ARLEEN KAUR, V A



MS SAKSHI SETHI, HEADMISTRESS

FINAL MASTERPIECES



MS MEHAK, DANCE TEACHER



MS ANKITA SONI, MATH TEACHER

FINAL MASTERPIECES



AARAV NAYAL, V D



ARLEEN KAUR, V A

FINAL MASTERPIECES



SAISHA KHURANNA



KANISHKA, V D